




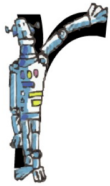














With Read, Write Inc we are using pure sounds, ('m' not 'muh', 's' not 'suh', etc.) so that your child will be able to blend the sounds into words more easily. Have fun learning them!







These first sounds should all be stretched slightly. Try to avoid saying uh after each one:


Sound	Picture card	Pronunciation	Formation
m		M for mountain Keep lips pressed together hard	Down Maisy, up, mountain, mountain
n		N for net Keep tongue behind teeth	Down Nobby, up, over his net
s		S for snake Keep teeth together and hiss unvoiced	Slide down the snake
f		F for flower Keep teeth on bottom lip and force air out sharply, unvoiced	Down the stem and draw the leaves
l		L for leg Keep pointed curled tongue behind teeth	Down the long leg
r		R for robot Say rrrrrrr as if you are growling	Down the robot, up and over his arm

Sound	Picture card	Pronunciation	Formation
v		V for vulture Keep teeth on bottom lip and force air out gently	Down and wing, up a wing
z		Z for zip Keep teeth together and make a buzzing sound	Zig-zag-zip down the zip
th		Phrase: Thank you Stick tongue out and breathe out sharply	Down the tower, across the tower, then down the horse's head to the hooves and over his back
sh		Phrase: Shhh said the horse to the hissing snake Shh noise as in 'be quiet!'	Slide down the snake, then down the horse's head to the hooves and over his back
ng		Phrase: A thing on a string Curl your tongue at the back of your throat	n = Down Nobby, up, over his net g = Round the girl's face, down her hair and give her a curl
nk		Phrase: I think I stink 'nk' as in 'oink'	n = Down Nobby, up, over his net k = Down the kangaroo's body, tail and leg






These next sounds cannot be stretched. We say that they are 'bouncy' sounds. Make the sound as short as possible avoiding uh at the end of the sound:

Sound	Picture card	Pronunciation	Formation
t		T for tower Tick tongue behind teeth, unvoiced	Down the tower, across the tower
p		P for pirate Make a distinctive p with lips, unvoiced	Down the plait, up and over the pirates face
k		K for kangaroo Make a sharp click at the back of throat	Down the kangaroo's body, tail and leg
c		C for caterpillar Make a sharp click at the back of throat	Curl around the caterpillar
h		H for horse Say h as you breathe sharply out	Down the horse's head to the hooves and over his back
x		X for exercise Say a sharp c and add s, unvoiced	Cross down the arm and leg and cross the other way

Sound	Picture card	Pronunciation	Formation
d		D for dinosaur Tap tongue behind teeth	Round the dinosaur's bottom, up his tall neck and down to his feet
g		G for girl Make soft sound in throat	Round the girl's face, down her hair and give her a curl
b		B for boot Make a short, strong b with lips	Down the heel, up and over the toe
j		J for jack in a box Push lips forward	Down his body, curl and dot
y		Y for yak Keep edges of tongue against teeth	Down a horn, up a horn and under the yak's head
ch		Phrase: The caterpillars hairs make the horse sneeze Make a short sneezing sound	

Sound	Picture card	Pronunciation	Formation
qu		Qu for queen Keep lips pursed as you say cw, unvoiced	Round the queen's head, up to her crown, down her hair and curl

The short vowels should be kept short and sharp:

Sound	Picture card	Pronunciation	Formation
a		A for apple Open mouth wide as if to take a bite of an apple	Round the apple and down the leaf
e		E for egg Release mouth slightly from a position	Cut, take off the top and scoop out the egg
i		I for insect Make a sharp sound at the back of the throat, smile	Down the body and dot for head
o		O for orange Push out lips, make the mouth into o shape	All around the orange
u		U for umbrella Make a sound in the throat	Down and under, up to the top and draw the puddle