



# Scheme of work

Year: Y8







Subject: Music

Number of lessons: 6 weeks per half term

Mr Reynolds

# Year 8 - Music

Oakwood Academy

Year 8	Autumn 1	Autumn 2	Spring 1	Spring 2	Summer 1	Summer 2
Week - Term	1 2 3 4 5 6 7	1 2 3 4 5 6 7	1 2 3 4 5 6	1 2 3 4 5 6	1 2 3 4 5 6	1 2 3 4 5 6 7
Week - Cumulative	1 2 3 4 5 6 7	8 9 10 11 12 13 14	15 16 17 18 19 20	21 22 23 24 25 26	27 28 29 30 31 32	33 34 35 36 37 38 39
Months	Sept - Oct	Nov - Dec	Jan - Feb	March - April	April - May	June - July
Theme	 <b>Best Of The 2010's</b>	 <b>Back To The 90's</b>	 <b>Rock Music Comp</b>	 <b>Blues Music</b>	 <b>What Is D Major?</b>	 <b>Reggae Music</b>
Type	Vertical bars in blue, green, yellow, blue, green	Vertical bars in yellow, blue, green, yellow, blue, green	Vertical bars in blue, yellow, green, blue, yellow, green	Vertical bars in yellow, blue, green, yellow, blue, green	Vertical bars in yellow, blue, green, yellow, blue, green	Vertical bars in yellow, blue, green, yellow, blue, green
Lessons overview	<ol style="list-style-type: none"> <li>Software instrument recap</li> <li>How to Favourite a Loop in Garageband</li> <li>4., 5. Showcase Song: 'High Hopes' by Panic! At The Disco</li> <li>Vocal techniques - Level I</li> <li>End of Term Recap</li> </ol>	<ol style="list-style-type: none"> <li>1., 2., 3. Showcase Song: 'Blue' by Eiffel 65</li> <li>YouTube Piano Tutorials recap</li> <li>Black notes on a keyboard intro</li> <li>Christmas Song Performances</li> <li>End of Term Recap</li> </ol>	<ol style="list-style-type: none"> <li>Creating a Drummer Track</li> <li>Recording chords into Garageband</li> <li>3. Finishing the Brief</li> <li>4. Rock Composition Assessment</li> <li>5. Glockenspiels - Level II</li> <li>6. End of Term Recap</li> </ol>	<ol style="list-style-type: none"> <li>1., 2., 3. Showcase Song: '12 Bar Blues'</li> <li>4. Percussion - Level II</li> <li>5. How to record into Garageband</li> <li>6. End of Term Recap</li> </ol>	<ol style="list-style-type: none"> <li>1., 2., 3. Showcase Song: 'Blinded By Your Grace' by Stormzy</li> <li>4. Guitar - Level II</li> <li>5. Quantisation in Garageband</li> <li>6. End of Term Recap</li> </ol>	<ol style="list-style-type: none"> <li>1., 2., 3. Showcase Song: 'Three Little Birds' by Bob Marley</li> <li>4. Ukulele - Level II</li> <li>5. Editing effects in Garageband</li> <li>6. DJ'ing - Level II</li> <li>7. End of Year Recap</li> </ol>

<p><b>Music Appreciation</b> Pupils develop an understanding about music concepts, history of music, it's purpose, emotions and meanings</p>	<p><b>Composing</b> Pupils develop music production &amp; composition skills using Garageband and for a range of contexts</p>	<p><b>Performing</b> Pupils develop key music performance concepts and skills in a range of contexts</p>
--	---	--



# 1. Autumn 1: Best of the 2010's!

Learn how songs from the 2010's evokes particular feelings and emotions

Learn how to add loops to the Favourites list in Garageband

Develop core skills in singing (projection and breath control)

To evaluate my own and others' performance of 'High Hopes'

Understand why 'High Hopes' is such a popular song

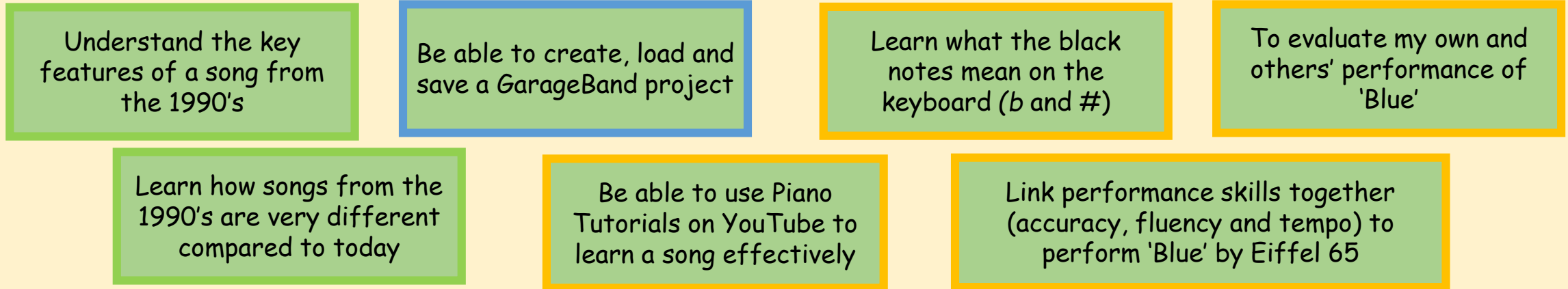
Learn how to perform the F, C, Am and G chords

Link performance skills together (accuracy, fluency and tempo) to perform 'High Hopes' by Panic! At The Disco

Intent	Performing	Music Appreciation	Composing
Oakwood Learning Stage 1 and 2	<ul style="list-style-type: none"> <li>I am starting to perform with accuracy (correct notes), fluency (without pauses) and tempo (correct speed)</li> <li>I am starting to understand how to improve my own and others' work</li> </ul>	<ul style="list-style-type: none"> <li>I am starting to understand the key features, emotions etc. of this piece of music</li> </ul>	<ul style="list-style-type: none"> <li>I am starting to develop my composition skills using music production techniques and elements of music</li> </ul>
Oakwood Learning Stage 3 and 4	<ul style="list-style-type: none"> <li>I am secure in performing with accuracy, fluency and tempo all of the time</li> <li>I am starting to add more advanced music skills into my performances e.g. adding a bass line, expression</li> <li>I fully understand how to improve my own and others' work</li> </ul>	<ul style="list-style-type: none"> <li>I am secure in identifying the correct key features, emotions etc. of this piece of music</li> </ul>	<ul style="list-style-type: none"> <li>I am secure in composing using music technology and elements of music to create music that is stimulating &amp; at a high level</li> </ul>
Oakwood Learning Stage 5 and 6	<ul style="list-style-type: none"> <li>I can perform at a consistently advanced level in all aspects of performance - accuracy, fluency and tempo</li> <li>I can perform confidently to a wider audience e.g. school assemblies</li> <li>I can offer unique insights into how to improve my own and others' work</li> </ul>	<ul style="list-style-type: none"> <li>I can fully articulate and offer advanced insights and opinions into all aspects of this piece of music</li> </ul>	<ul style="list-style-type: none"> <li>I can use advanced composition and music production techniques to create a piece of music that is at an exceptional and inspiring level</li> </ul>



## 2. Autumn 2: Back to the '90's!



Intent	Performing	Music Appreciation	Composing
Oakwood Learning Stage 1 and 2	<ul style="list-style-type: none"> <li>I am starting to perform with accuracy (correct notes), fluency (without pauses) and tempo (correct speed)</li> <li>I am starting to understand how to improve my own and others' work</li> </ul>	<ul style="list-style-type: none"> <li>I am starting to understand the key features, emotions etc. of this piece of music</li> </ul>	<ul style="list-style-type: none"> <li>I am starting to develop my composition skills using music production techniques and elements of music</li> </ul>
Oakwood Learning Stage 3 and 4	<ul style="list-style-type: none"> <li>I am secure in performing with accuracy, fluency and tempo all of the time</li> <li>I am starting to add more advanced music skills into my performances e.g. adding a bass line, expression</li> <li>I fully understand how to improve my own and others' work</li> </ul>	<ul style="list-style-type: none"> <li>I am secure in identifying the correct key features, emotions etc. of this piece of music</li> </ul>	<ul style="list-style-type: none"> <li>I am secure in composing using music technology and elements of music to create music that is stimulating &amp; at a high level</li> </ul>
Oakwood Learning Stage 5 and 6	<ul style="list-style-type: none"> <li>I can perform at a consistently advanced level in all aspects of performance - accuracy, fluency and tempo</li> <li>I can perform confidently to a wider audience e.g. school assemblies</li> <li>I can offer unique insights into how to improve my own and others' work</li> </ul>	<ul style="list-style-type: none"> <li>I can fully articulate and offer advanced insights and opinions into all aspects of this piece of music</li> </ul>	<ul style="list-style-type: none"> <li>I can use advanced composition and music production techniques to create a piece of music that is at an exceptional and inspiring level</li> </ul>



# Scheme of work

Year: Y8

Subject: Music







Number of lessons: 6 weeks per half term

Mr Reynolds



# Year 8 - Music

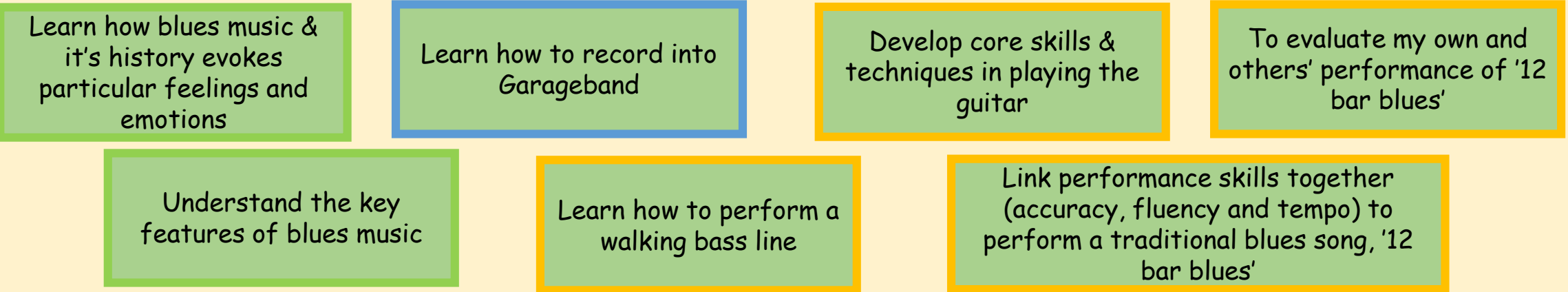
Oakwood Academy

Year 8	Autumn 1							Autumn 2							Spring 1						Spring 2						Summer 1						Summer 2												
Week - Term	1	2	3	4	5	6	7	1	2	3	4	5	6	7	1	2	3	4	5	6	1	2	3	4	5	6	1	2	3	4	5	6	1	2	3	4	5	6	1	2	3	4	5	6	7
Week - Cumulative	1	2	3	4	5	6	7	8	9	10	11	12	13	14	15	16	17	18	19	20	21	22	23	24	25	26	27	28	29	30	31	32	33	34	35	36	37	38	39						
Months	Sept - Oct							Nov - Dec							Jan - Feb						March - April						April - May						June - July												
Theme	 <b>Best Of The 2010's</b>							 <b>Back To The 90's</b>							 <b>Blues Music</b>						 <b>Rock Music Comp</b>						 <b>What Is D Major?</b>						 <b>Reggae Music</b>												
Type	[Color-coded grid]							[Color-coded grid]							[Color-coded grid]						[Color-coded grid]						[Color-coded grid]						[Color-coded grid]												
Lessons overview	1. Software instrument recap 2. How to Favourite a Loop in Garageband 3., 4., 5. Showcase Song: 'High Hopes' by Panic! At The Disco 6. Vocal techniques - Level I 7. End of Term Recap							1., 2., 3. Showcase Song: 'Blue' by Eiffel 65 4. YouTube Piano Tutorials recap 5. Black notes on a keyboard intro 6. Christmas Song Performances 7. End of Term Recap							1., 2., 3. Showcase Song: '12 Bar Blues' 4. Guitar - Level II 5. How to record into Garageband 6. End of Term Recap						1. Creating a Drummer Track 2. Recording chords into Garageband 3. Finishing the Brief 4. Rock Composition Assessment 5. Glockenspiels - Level II 6. End of Term Recap						1., 2., 3. Showcase Song: 'Blinded By Your Grace' by Stormzy 4. Percussion - Level II 5. Quantisation in Garageband 6. End of Term Recap						1., 2., 3. Showcase Song: 'Three Little Birds' by Bob Marley 4. Ukulele - Level II 5. Editing effects in Garageband 6. DJ'ing - Level II 7. End of Year Recap												

<b>Music Appreciation</b> Pupils develop an understanding about music concepts, history of music, it's purpose, emotions and meanings	<b>Composing</b> Pupils develop music production & composition skills using Garageband and for a range of contexts	<b>Performing</b> Pupils develop key music performance concepts and skills in a range of contexts
--	---	--



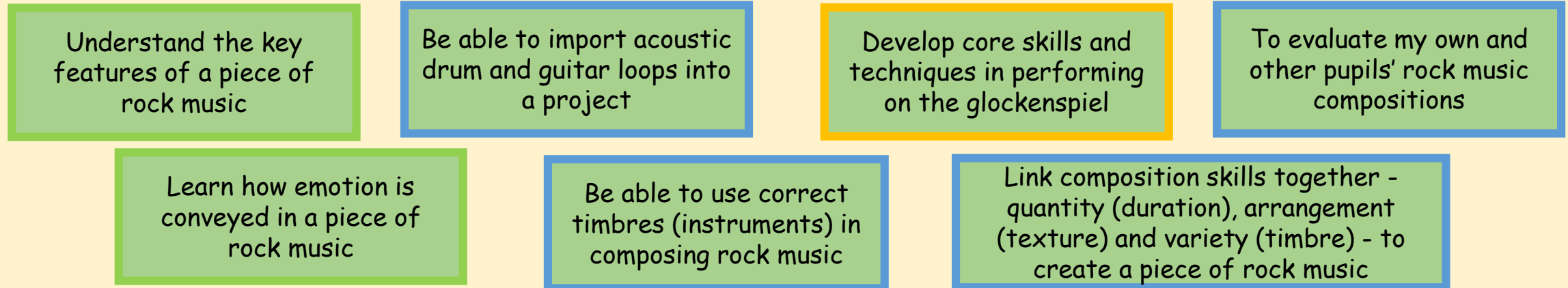
# 1. Spring 1: Blues Music



Intent	Performing	Music Appreciation	Composing
Oakwood Learning Stage 1 and 2	<ul style="list-style-type: none"> <li>I am starting to perform with accuracy (correct notes), fluency (without pauses) and tempo (correct speed)</li> <li>I am starting to understand how to improve my own and others' work</li> </ul>	<ul style="list-style-type: none"> <li>I am starting to understand the key features, emotions etc. of this piece of music</li> </ul>	<ul style="list-style-type: none"> <li>I am starting to develop my composition skills using music production techniques and elements of music</li> </ul>
Oakwood Learning Stage 3 and 4	<ul style="list-style-type: none"> <li>I am secure in performing with accuracy, fluency and tempo all of the time</li> <li>I am starting to add more advanced music skills into my performances e.g. adding a bass line, expression</li> <li>I fully understand how to improve my own and others' work</li> </ul>	<ul style="list-style-type: none"> <li>I am secure in identifying the correct key features, emotions etc. of this piece of music</li> </ul>	<ul style="list-style-type: none"> <li>I am secure in composing using music technology and elements of music to create music that is stimulating &amp; at a high level</li> </ul>
Oakwood Learning Stage 5 and 6	<ul style="list-style-type: none"> <li>I can perform at a consistently advanced level in all aspects of performance - accuracy, fluency and tempo</li> <li>I can perform confidently to a wider audience e.g. school assemblies</li> <li>I can offer unique insights into how to improve my own and others' work</li> </ul>	<ul style="list-style-type: none"> <li>I can fully articulate and offer advanced insights and opinions into all aspects of this piece of music</li> </ul>	<ul style="list-style-type: none"> <li>I can use advanced composition and music production techniques to create a piece of music that is at an exceptional and inspiring level</li> </ul>



## 2. Spring 2: Rock Music Composition



Intent	Performing	Music Appreciation	Composing
Oakwood Learning Stage 1 and 2	<ul style="list-style-type: none"> <li>I am starting to perform with accuracy (correct notes), fluency (without pauses) and tempo (correct speed)</li> <li>I am starting to understand how to improve my own and others' work</li> </ul>	<ul style="list-style-type: none"> <li>I am starting to understand the key features, emotions etc. of this piece of music</li> </ul>	<ul style="list-style-type: none"> <li>I am starting to develop my composition skills using music production techniques and elements of music</li> </ul>
Oakwood Learning Stage 3 and 4	<ul style="list-style-type: none"> <li>I am secure in performing with accuracy, fluency and tempo all of the time</li> <li>I am starting to add more advanced music skills into my performances e.g. adding a bass line, expression</li> <li>I fully understand how to improve my own and others' work</li> </ul>	<ul style="list-style-type: none"> <li>I am secure in identifying the correct key features, emotions etc. of this piece of music</li> </ul>	<ul style="list-style-type: none"> <li>I am secure in composing using music technology and elements of music to create music that is stimulating &amp; at a high level</li> </ul>
Oakwood Learning Stage 5 and 6	<ul style="list-style-type: none"> <li>I can perform at a consistently advanced level in all aspects of performance - accuracy, fluency and tempo</li> <li>I can perform confidently to a wider audience e.g. school assemblies</li> <li>I can offer unique insights into how to improve my own and others' work</li> </ul>	<ul style="list-style-type: none"> <li>I can fully articulate and offer advanced insights and opinions into all aspects of this piece of music</li> </ul>	<ul style="list-style-type: none"> <li>I can use advanced composition and music production techniques to create a piece of music that is at an exceptional and inspiring level</li> </ul>





# Scheme of work

Year: Y8







Subject: Music

Number of lessons: 6 weeks per half term

Mr Reynolds

# Year 8 - Music

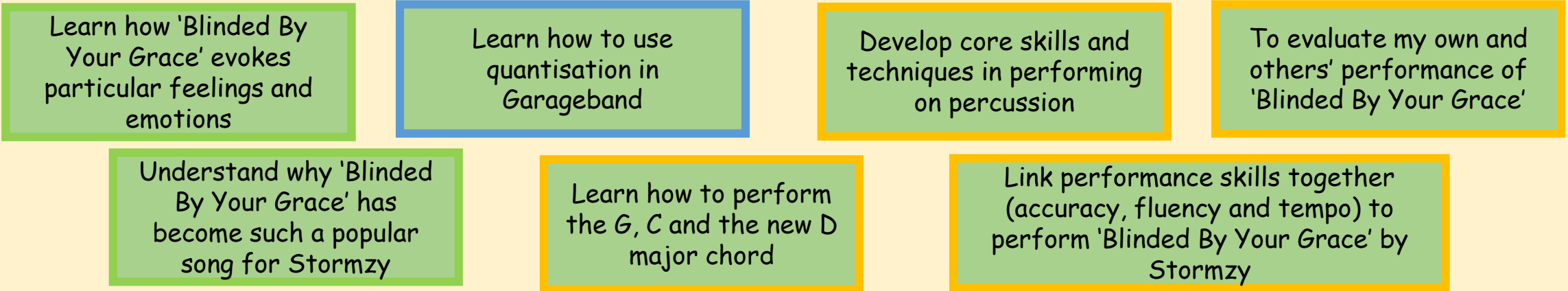
Oakwood Academy

Year 8	Autumn 1							Autumn 2							Spring 1						Spring 2						Summer 1						Summer 2												
Week - Term	1	2	3	4	5	6	7	1	2	3	4	5	6	7	1	2	3	4	5	6	1	2	3	4	5	6	1	2	3	4	5	6	1	2	3	4	5	6	1	2	3	4	5	6	7
Week - Cumulative	1	2	3	4	5	6	7	8	9	10	11	12	13	14	15	16	17	18	19	20	21	22	23	24	25	26	27	28	29	30	31	32	33	34	35	36	37	38	39						
Months	Sept - Oct							Nov - Dec							Jan - Feb						March - April						April - May						June - July												
Theme	 <b>Best Of The 2010's</b>							 <b>Back To The 90's</b>							 <b>Blues Music</b>						 <b>Rock Music Comp</b>						 <b>What Is D Major?</b>						 <b>Reggae Music</b>												
Type	[Color-coded grid]							[Color-coded grid]							[Color-coded grid]						[Color-coded grid]						[Color-coded grid]						[Color-coded grid]												
Lessons overview	1. Software instrument recap 2. How to Favourite a Loop in Garageband 3., 4., 5. Showcase Song: 'High Hopes' by Panic! At The Disco 6. Vocal techniques - Level I 7. End of Term Recap							1., 2., 3. Showcase Song: 'Blue' by Eiffel 65 4. YouTube Piano Tutorials recap 5. Black notes on a keyboard intro 6. Christmas Song Performances 7. End of Term Recap							1., 2., 3. Showcase Song: '12 Bar Blues' 4. Guitar - Level II 5. How to record into Garageband 6. End of Term Recap						1. Creating a Drummer Track 2. Recording chords into Garageband 3. Finishing the Brief 4. Rock Composition Assessment 5. Glockenspiels - Level II 6. End of Term Recap						1., 2., 3. Showcase Song: 'Blinded By Your Grace' by Stormzy 4. Percussion - Level II 5. Quantisation in Garageband 6. End of Term Recap						1., 2., 3. Showcase Song: 'Three Little Birds' by Bob Marley 4. Ukulele - Level II 5. Editing effects in Garageband 6. DJ'ing - Level II 7. End of Year Recap												

<b>Music Appreciation</b> Pupils develop an understanding about music concepts, history of music, it's purpose, emotions and meanings	<b>Composing</b> Pupils develop music production & composition skills using Garageband and for a range of contexts	<b>Performing</b> Pupils develop key music performance concepts and skills in a range of contexts
--	---	--



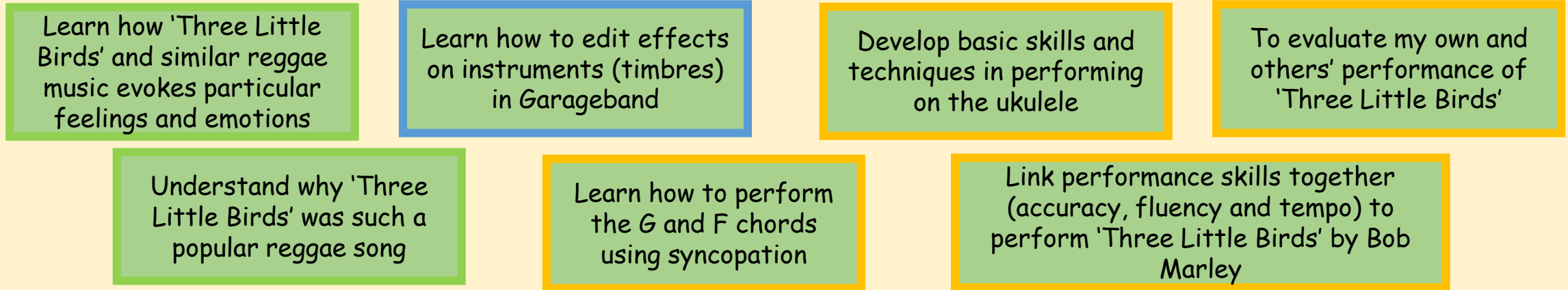
# 1. Summer 1: What is the D Major chord?



Intent	Performing	Music Appreciation	Composing
Oakwood Learning Stage 1 and 2	<ul style="list-style-type: none"> <li>I am starting to perform with accuracy (correct notes), fluency (without pauses) and tempo (correct speed)</li> <li>I am starting to understand how to improve my own and others' work</li> </ul>	<ul style="list-style-type: none"> <li>I am starting to understand the key features, emotions etc. of this piece of music</li> </ul>	<ul style="list-style-type: none"> <li>I am starting to develop my composition skills using music production techniques and elements of music</li> </ul>
Oakwood Learning Stage 3 and 4	<ul style="list-style-type: none"> <li>I am secure in performing with accuracy, fluency and tempo</li> <li>I am starting to add more advanced music skills into my performances e.g. adding a bass line, expression</li> <li>I fully understand how to improve my own and others' work</li> </ul>	<ul style="list-style-type: none"> <li>I am secure in identifying the correct key features, emotions etc. of this piece of music</li> </ul>	<ul style="list-style-type: none"> <li>I am secure in composing using music technology and elements of music to create music that is stimulating &amp; at a high level</li> </ul>
Oakwood Learning Stage 5 and 6	<ul style="list-style-type: none"> <li>I can perform at a consistently advanced level in all aspects of performance - accuracy, fluency and tempo</li> <li>I can perform confidently to a wider audience e.g. school assemblies</li> <li>I can offer unique insights into how to improve my own and others' work</li> </ul>	<ul style="list-style-type: none"> <li>I can fully articulate and offer advanced insights and opinions into all aspects of this piece of music</li> </ul>	<ul style="list-style-type: none"> <li>I can use advanced composition and music production techniques to create a piece of music that is at an exceptional and inspiring level</li> </ul>



## 2. Summer 2: Reggae music



Intent	Performing	Music Appreciation	Composing
Oakwood Learning Stage 1 and 2	<ul style="list-style-type: none"> <li>I am starting to perform with accuracy (correct notes), fluency (without pauses) and tempo (correct speed)</li> <li>I am starting to understand how to improve my own and others' work</li> </ul>	<ul style="list-style-type: none"> <li>I am starting to understand the key features, emotions etc. of this piece of music</li> </ul>	<ul style="list-style-type: none"> <li>I am starting to develop my composition skills using music production techniques and elements of music</li> </ul>
Oakwood Learning Stage 3 and 4	<ul style="list-style-type: none"> <li>I am secure in performing with accuracy, fluency and tempo all of the time</li> <li>I am starting to add more advanced music skills into my performances e.g. adding a bass line, expression</li> <li>I fully understand how to improve my own and others' work</li> </ul>	<ul style="list-style-type: none"> <li>I am secure in identifying the correct key features, emotions etc. of this piece of music</li> </ul>	<ul style="list-style-type: none"> <li>I am secure in composing using music technology and elements of music to create music that is stimulating &amp; at a high level</li> </ul>
Oakwood Learning Stage 5 and 6	<ul style="list-style-type: none"> <li>I can perform at a consistently advanced level in all aspects of performance - accuracy, fluency and tempo</li> <li>I can perform confidently to a wider audience e.g. school assemblies</li> <li>I can offer unique insights into how to improve my own and others' work</li> </ul>	<ul style="list-style-type: none"> <li>I can fully articulate and offer advanced insights and opinions into all aspects of this piece of music</li> </ul>	<ul style="list-style-type: none"> <li>I can use advanced composition and music production techniques to create a piece of music that is at an exceptional and inspiring level</li> </ul>