



# Scheme of work

Year: Y9







Subject: Music

Number of lessons: 6 weeks per half term

Mr Reynolds

# Year 9 - Music

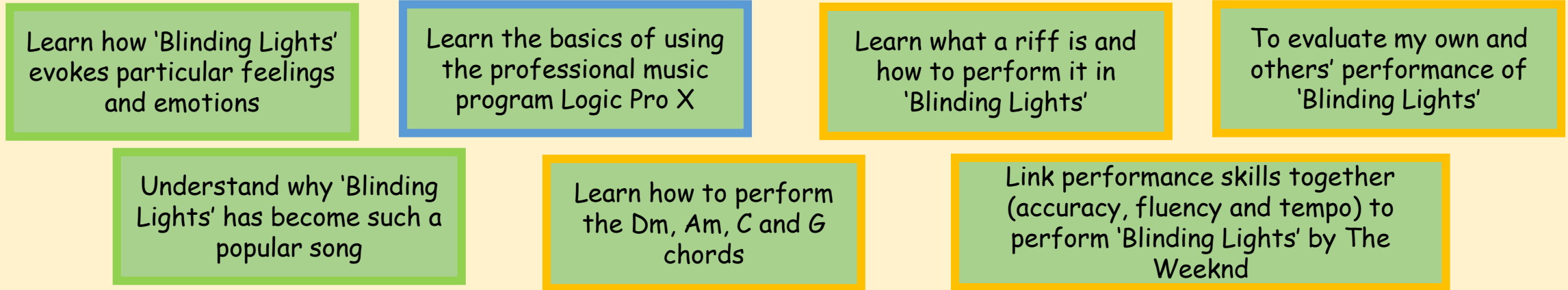
Oakwood Academy

Year 9	Autumn 1							Autumn 2							Spring 1						Spring 2						Summer 1						Summer 2												
Week - Term	1	2	3	4	5	6	7	1	2	3	4	5	6	7	1	2	3	4	5	6	1	2	3	4	5	6	1	2	3	4	5	6	1	2	3	4	5	6	1	2	3	4	5	6	7
Week - Cumulative	1	2	3	4	5	6	7	8	9	10	11	12	13	14	15	16	17	18	19	20	21	22	23	24	25	26	27	28	29	30	31	32	33	34	35	36	37	38	39						
Months	Sept - Oct							Nov - Dec							Jan - Feb						March - April						April - May						June - July												
Theme	 <b>What Is A Riff?</b>							 <b>Complex Chord Progressio</b>							 <b>Sharps And Flats</b>						 <b>Rap Music Comp</b>						 <b>The Music Of Manchester</b>						 <b>Music In The Media</b>												
Type	Blue	Blue	Green	Yellow	Yellow	Yellow	Green	Green	Yellow	Yellow	Yellow	Yellow	Blue	Green	Green	Yellow	Yellow	Yellow	Blue	Green	Blue	Blue	Blue	Blue	Yellow	Green	Green	Yellow	Yellow	Yellow	Blue	Green	Green	Yellow	Yellow	Yellow	Blue	Yellow	Green						
Lessons overview	1. Intro to Logic Pro X & Instruments 2. How Loops work in Logic Pro X 3., 4., 5. Showcase Song: 'Blinding Lights' by The Weeknd 6. Vocal techniques - Level II 7. End of Term Recap							1., 2., 3. Showcase Song: 'Bad Habits' by Ed Sheeran 4. YouTube Piano Tutorials - Advanced 5. White & Black notes on a keyboard recap 6. Christmas Song Performances 7. End of Term Recap							1., 2., 3. Showcase Song: 'Little Bit Of Love' by Tom Grennan 4. Glockenspiels - Level III 5. Quantisation in Logic Pro X 6. End of Term Recap						1. Creating a Beat in Logic Pro X 2. Recording chords into Logic Pro X 3. Adding Lyrics 4. Rap Composition Assessment 5. Percussion - Level III 6. End of Term Recap						1., 2., 3. Showcase Song: 'Wonderwall' by Oasis 4. Guitar - Level III 5. Arrangement Track in Logic Pro X 6. End of Term Recap						1., 2., 3. Showcase Song: Pupils choose, rehearse and get assessed on their favourite TV, film or video game music 4. Ukulele - Level III 5. Editing effects in Logic Pro X 6. DJ'ing - Level III 7. End of Year Recap												

<p><b>Music Appreciation</b> Pupils develop an understanding about music concepts, history of music, it's purpose, emotions and meanings</p>	<p><b>Composing</b> Pupils develop music production &amp; composition skills using Garageband and for a range of contexts</p>	<p><b>Performing</b> Pupils develop key music performance concepts and skills in a range of contexts</p>
--	---	--



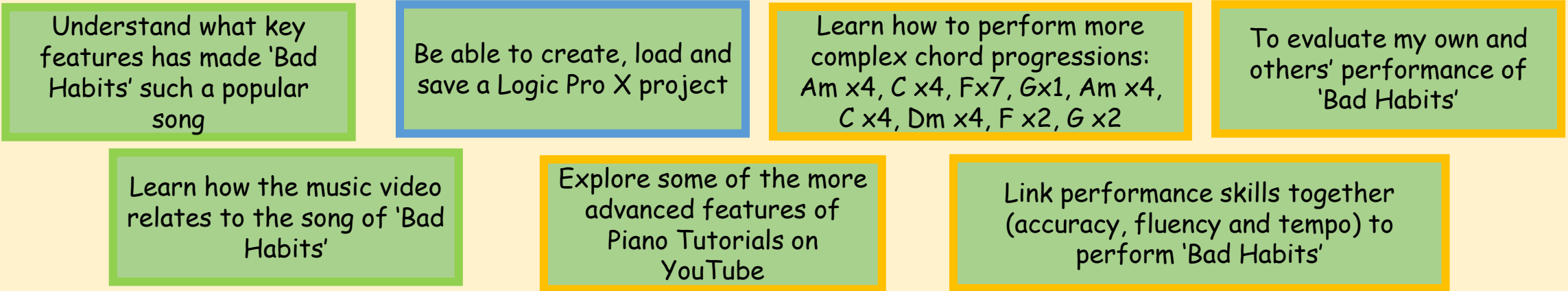
# 1. Autumn 1: What Is A Riff?



Intent	Performing	Music Appreciation	Composing
Oakwood Learning Stage 1 and 2	<ul style="list-style-type: none"> <li>I am starting to perform with accuracy (correct notes), fluency (without pauses) and tempo (correct speed)</li> <li>I am starting to understand how to improve my own and others' work</li> </ul>	<ul style="list-style-type: none"> <li>I am starting to understand the key features, emotions etc. of this piece of music</li> </ul>	<ul style="list-style-type: none"> <li>I am starting to develop my composition skills using music production techniques and elements of music</li> </ul>
Oakwood Learning Stage 3 and 4	<ul style="list-style-type: none"> <li>I am secure in performing with accuracy, fluency and tempo all of the time</li> <li>I am starting to add more advanced music skills into my performances e.g. adding a bass line, expression</li> <li>I fully understand how to improve my own and others' work</li> </ul>	<ul style="list-style-type: none"> <li>I am secure in identifying the correct key features, emotions etc. of this piece of music</li> </ul>	<ul style="list-style-type: none"> <li>I am secure in composing using music technology and elements of music to create music that is stimulating &amp; at a high level</li> </ul>
Oakwood Learning Stage 5 and 6	<ul style="list-style-type: none"> <li>I can perform at a consistently advanced level in all aspects of performance - accuracy, fluency and tempo</li> <li>I can perform confidently to a wider audience e.g. school assemblies</li> <li>I can offer unique insights into how to improve my own and others' work</li> </ul>	<ul style="list-style-type: none"> <li>I can fully articulate and offer advanced insights and opinions into all aspects of this piece of music</li> </ul>	<ul style="list-style-type: none"> <li>I can use advanced composition and music production techniques to create a piece of music that is at an exceptional and inspiring level</li> </ul>



## 2. Autumn 2: Complex Chord Progressions



Intent	Performing	Music Appreciation	Composing
Oakwood Learning Stage 1 and 2	<ul style="list-style-type: none"> <li>I am starting to perform with accuracy (correct notes), fluency (without pauses) and tempo (correct speed)</li> <li>I am starting to understand how to improve my own and others' work</li> </ul>	<ul style="list-style-type: none"> <li>I am starting to understand the key features, emotions etc. of this piece of music</li> </ul>	<ul style="list-style-type: none"> <li>I am starting to develop my composition skills using music production techniques and elements of music</li> </ul>
Oakwood Learning Stage 3 and 4	<ul style="list-style-type: none"> <li>I am secure in performing with accuracy, fluency and tempo all of the time</li> <li>I am starting to add more advanced music skills into my performances e.g. adding a bass line, expression</li> <li>I fully understand how to improve my own and others' work</li> </ul>	<ul style="list-style-type: none"> <li>I am secure in identifying the correct key features, emotions etc. of this piece of music</li> </ul>	<ul style="list-style-type: none"> <li>I am secure in composing using music technology and elements of music to create music that is stimulating &amp; at a high level</li> </ul>
Oakwood Learning Stage 5 and 6	<ul style="list-style-type: none"> <li>I can perform at a consistently advanced level in all aspects of performance - accuracy, fluency and tempo</li> <li>I can perform confidently to a wider audience e.g. school assemblies</li> <li>I can offer unique insights into how to improve my own and others' work</li> </ul>	<ul style="list-style-type: none"> <li>I can fully articulate and offer advanced insights and opinions into all aspects of this piece of music</li> </ul>	<ul style="list-style-type: none"> <li>I can use advanced composition and music production techniques to create a piece of music that is at an exceptional and inspiring level</li> </ul>



# Scheme of work

Year: Y9







Subject: Music

Number of lessons: 6 weeks per half term

Mr Reynolds

# Year 9 - Music

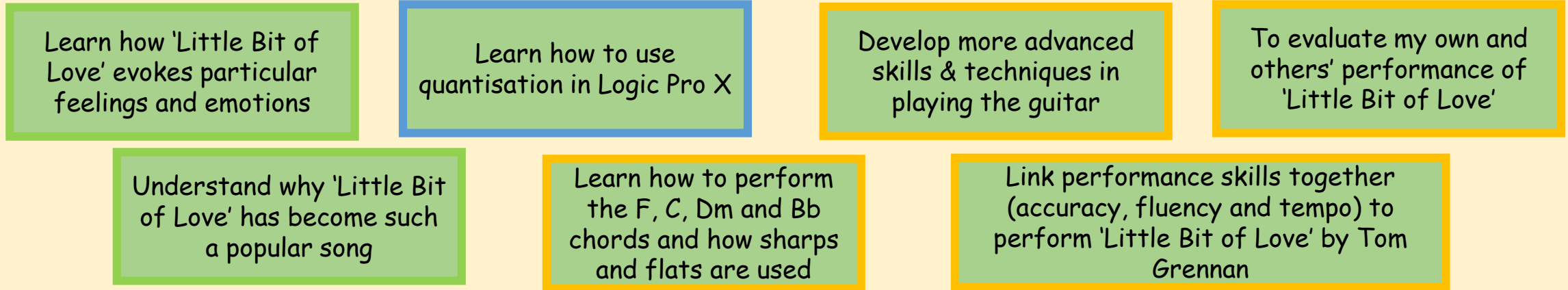
Oakwood Academy

Year 9	Autumn 1							Autumn 2							Spring 1						Spring 2						Summer 1						Summer 2												
Week - Term	1	2	3	4	5	6	7	1	2	3	4	5	6	7	1	2	3	4	5	6	1	2	3	4	5	6	1	2	3	4	5	6	1	2	3	4	5	6	1	2	3	4	5	6	7
Week - Cumulative	1	2	3	4	5	6	7	8	9	10	11	12	13	14	15	16	17	18	19	20	21	22	23	24	25	26	27	28	29	30	31	32	33	34	35	36	37	38	39						
Months	Sept - Oct							Nov - Dec							Jan - Feb						March - April						April - May						June - July												
Theme	 <b>What Is A Riff?</b>							 <b>Complex Chord Progressio</b>							 <b>Sharps And Flats</b>						 <b>Rap Music Comp</b>						 <b>The Music Of Manchester</b>						 <b>Music In The Media</b>												
Type	[Color-coded grid]							[Color-coded grid]							[Color-coded grid]						[Color-coded grid]						[Color-coded grid]						[Color-coded grid]												
Lessons overview	1. Intro to Logic Pro X & Instruments 2. How Loops work in Logic Pro X 3., 4., 5. Showcase Song: 'Blinding Lights' by The Weeknd 6. Vocal techniques - Level II 7. End of Term Recap							1., 2., 3. Showcase Song: 'Bad Habits' by Ed Sheeran 4. YouTube Piano Tutorials - Advanced 5. White & Black notes on a keyboard recap 6. Christmas Song Performances							1., 2., 3. Showcase Song: 'Little Bit Of Love' by Tom Grennan 4. Guitar - Level III 5. Quantisation in Logic Pro X 6. End of Term Recap						1. Creating a Beat in Logic Pro X 2. Recording chords into Logic Pro X 3. Adding Lyrics 4. Rap Composition Assessment 5. Glockenspiels - Level III 6. End of Term Recap						1., 2., 3. Showcase Song: 'Wonderwall' by Oasis 4. Percussion - Level III 5. Arrangement Track in Logic Pro X 6. End of Term Recap						1., 2., 3. Showcase Song: Pupils choose, rehearse and get assessed on their favourite TV, film or video game music 4. Ukulele - Level III 5. Editing effects in Logic Pro X 6. DJ'ing - Level III												

<b>Music Appreciation</b> Pupils develop an understanding about music concepts, history of music, it's purpose, emotions and meanings	<b>Composing</b> Pupils develop music production & composition skills using Garageband and for a range of contexts	<b>Performing</b> Pupils develop key music performance concepts and skills in a range of contexts
--	---	--



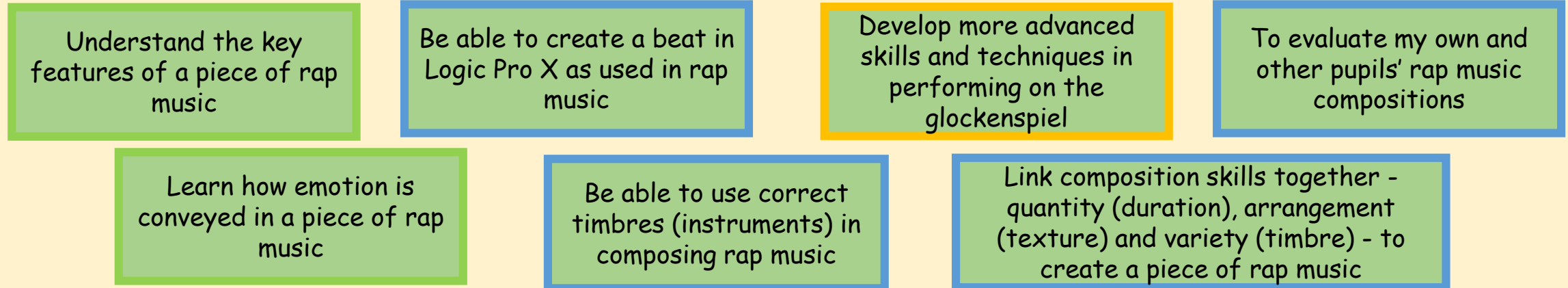
# 1. Spring 1: Sharps and Flats



Intent	Performing	Music Appreciation	Composing
Oakwood Learning Stage 1 and 2	<ul style="list-style-type: none"> <li>I am starting to perform with accuracy (correct notes), fluency (without pauses) and tempo (correct speed)</li> <li>I am starting to understand how to improve my own and others' work</li> </ul>	<ul style="list-style-type: none"> <li>I am starting to understand the key features, emotions etc. of this piece of music</li> </ul>	<ul style="list-style-type: none"> <li>I am starting to develop my composition skills using music production techniques and elements of music</li> </ul>
Oakwood Learning Stage 3 and 4	<ul style="list-style-type: none"> <li>I am secure in performing with accuracy, fluency and tempo all of the time</li> <li>I am starting to add more advanced music skills into my performances e.g. adding a bass line, expression</li> <li>I fully understand how to improve my own and others' work</li> </ul>	<ul style="list-style-type: none"> <li>I am secure in identifying the correct key features, emotions etc. of this piece of music</li> </ul>	<ul style="list-style-type: none"> <li>I am secure in composing using music technology and elements of music to create music that is stimulating &amp; at a high level</li> </ul>
Oakwood Learning Stage 5 and 6	<ul style="list-style-type: none"> <li>I can perform at a consistently advanced level in all aspects of performance - accuracy, fluency and tempo</li> <li>I can perform confidently to a wider audience e.g. school assemblies</li> <li>I can offer unique insights into how to improve my own and others' work</li> </ul>	<ul style="list-style-type: none"> <li>I can fully articulate and offer advanced insights and opinions into all aspects of this piece of music</li> </ul>	<ul style="list-style-type: none"> <li>I can use advanced composition and music production techniques to create a piece of music that is at an exceptional and inspiring level</li> </ul>



## 2. Spring 2: Rap Music Composition



Intent	Performing	Music Appreciation	Composing
Oakwood Learning Stage 1 and 2	<ul style="list-style-type: none"> <li>I am starting to perform with accuracy (correct notes), fluency (without pauses) and tempo (correct speed)</li> <li>I am starting to understand how to improve my own and others' work</li> </ul>	<ul style="list-style-type: none"> <li>I am starting to understand the key features, emotions etc. of this piece of music</li> </ul>	<ul style="list-style-type: none"> <li>I am starting to develop my composition skills using music production techniques and elements of music</li> </ul>
Oakwood Learning Stage 3 and 4	<ul style="list-style-type: none"> <li>I am secure in performing with accuracy, fluency and tempo all of the time</li> <li>I am starting to add more advanced music skills into my performances e.g. adding a bass line, expression</li> <li>I fully understand how to improve my own and others' work</li> </ul>	<ul style="list-style-type: none"> <li>I am secure in identifying the correct key features, emotions etc. of this piece of music</li> </ul>	<ul style="list-style-type: none"> <li>I am secure in composing using music technology and elements of music to create music that is stimulating &amp; at a high level</li> </ul>
Oakwood Learning Stage 5 and 6	<ul style="list-style-type: none"> <li>I can perform at a consistently advanced level in all aspects of performance - accuracy, fluency and tempo</li> <li>I can perform confidently to a wider audience e.g. school assemblies</li> <li>I can offer unique insights into how to improve my own and others' work</li> </ul>	<ul style="list-style-type: none"> <li>I can fully articulate and offer advanced insights and opinions into all aspects of this piece of music</li> </ul>	<ul style="list-style-type: none"> <li>I can use advanced composition and music production techniques to create a piece of music that is at an exceptional and inspiring level</li> </ul>





# Scheme of work

Year: Y9







Subject: Music

Number of lessons: 6 weeks per half term

Mr Reynolds

# Year 9 - Music

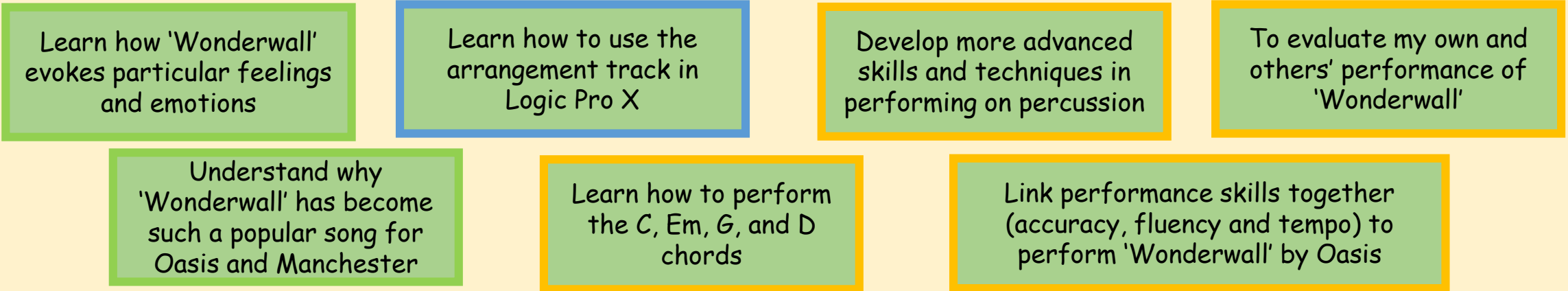
Oakwood Academy

Year 9	Autumn 1							Autumn 2							Spring 1						Spring 2						Summer 1						Summer 2												
Week - Term	1	2	3	4	5	6	7	1	2	3	4	5	6	7	1	2	3	4	5	6	1	2	3	4	5	6	1	2	3	4	5	6	1	2	3	4	5	6	1	2	3	4	5	6	7
Week - Cumulative	1	2	3	4	5	6	7	8	9	10	11	12	13	14	15	16	17	18	19	20	21	22	23	24	25	26	27	28	29	30	31	32	33	34	35	36	37	38	39						
Months	Sept - Oct							Nov - Dec							Jan - Feb						March - April						April - May						June - July												
Theme	 <b>What Is A Riff?</b>							 <b>Complex Chord Progressio</b>							 <b>Sharps And Flats</b>						 <b>Rap Music Comp</b>						 <b>The Music Of Manchester</b>						 <b>Music In The Media</b>												
Type	[Color-coded grid]							[Color-coded grid]							[Color-coded grid]						[Color-coded grid]						[Color-coded grid]						[Color-coded grid]												
Lessons overview	1. Intro to Logic Pro X & Instruments 2. How Loops work in Logic Pro X 3., 4., 5. Showcase Song: 'Blinding Lights' by The Weeknd 6. Vocal techniques - Level II 7. End of Term Recap							1., 2., 3. Showcase Song: 'Bad Habits' by Ed Sheeran 4. YouTube Piano Tutorials - Advanced 5. White & Black notes on a keyboard recap 6. Christmas Song Performances							1., 2., 3. Showcase Song: 'Little Bit Of Love' by Tom Grennan 4. Guitar - Level III 5. Quantisation in Logic Pro X 6. End of Term Recap						1. Creating a Beat in Logic Pro X 2. Recording chords into Logic Pro X 3. Adding Lyrics 4. Rap Composition Assessment 5. Glockenspiels - Level III 6. End of Term Recap						1., 2., 3. Showcase Song: 'Wonderwall' by Oasis 4. Percussion - Level III 5. Arrangement Track in Logic Pro X 6. End of Term Recap						1., 2., 3. Showcase Song: Pupils choose, rehearse and get assessed on their favourite TV, film or video game music 4. Ukulele - Level III 5. Editing effects in Logic Pro X 6. DJ'ing - Level III												

<p><b>Music Appreciation</b> Pupils develop an understanding about music concepts, history of music, it's purpose, emotions and meanings</p>	<p><b>Composing</b> Pupils develop music production &amp; composition skills using Garageband and for a range of contexts</p>	<p><b>Performing</b> Pupils develop key music performance concepts and skills in a range of contexts</p>
--	---	--




# 1. Summer 1: The Music of Manchester



Intent	Performing	Music Appreciation	Composing
Oakwood Learning Stage 1 and 2	<ul style="list-style-type: none"> <li>I am starting to perform with accuracy (correct notes), fluency (without pauses) and tempo (correct speed)</li> <li>I am starting to understand how to improve my own and others' work</li> </ul>	<ul style="list-style-type: none"> <li>I am starting to understand the key features, emotions etc. of this piece of music</li> </ul>	<ul style="list-style-type: none"> <li>I am starting to develop my composition skills using music production techniques and elements of music</li> </ul>
Oakwood Learning Stage 3 and 4	<ul style="list-style-type: none"> <li>I am secure in performing with accuracy, fluency and tempo</li> <li>I am starting to add more advanced music skills into my performances e.g. adding a bass line, expression</li> <li>I fully understand how to improve my own and others' work</li> </ul>	<ul style="list-style-type: none"> <li>I am secure in identifying the correct key features, emotions etc. of this piece of music</li> </ul>	<ul style="list-style-type: none"> <li>I am secure in composing using music technology and elements of music to create music that is stimulating &amp; at a high level</li> </ul>
Oakwood Learning Stage 5 and 6	<ul style="list-style-type: none"> <li>I can perform at a consistently advanced level in all aspects of performance - accuracy, fluency and tempo</li> <li>I can perform confidently to a wider audience e.g. school assemblies</li> <li>I can offer unique insights into how to improve my own and others' work</li> </ul>	<ul style="list-style-type: none"> <li>I can fully articulate and offer advanced insights and opinions into all aspects of this piece of music</li> </ul>	<ul style="list-style-type: none"> <li>I can use advanced composition and music production techniques to create a piece of music that is at an exceptional and inspiring level</li> </ul>



## 2. Summer 2: Music in the Media



Learn how music in the media e.g. TV, film, video games etc. evokes particular feelings & emotions

Learn how to edit effects on instruments (timbres) in Logic Pro X

Develop more advanced skills and techniques in performing on the ukulele

To evaluate my own and others' performance of a piece of media music

Understand why some music in the media is more popular than others

Learn how to research and perform a piece of media music e.g. TV, film, video game

Link performance skills together (accuracy, fluency and tempo) to perform a piece of media music of my choosing e.g. TV, film, video game

Intent	Performing	Music Appreciation	Composing
Oakwood Learning Stage 1 and 2	<ul style="list-style-type: none"> <li>I am starting to perform with accuracy (correct notes), fluency (without pauses) and tempo (correct speed)</li> <li>I am starting to understand how to improve my own and others' work</li> </ul>	<ul style="list-style-type: none"> <li>I am starting to understand the key features, emotions etc. of this piece of music</li> </ul>	<ul style="list-style-type: none"> <li>I am starting to develop my composition skills using music production techniques and elements of music</li> </ul>
Oakwood Learning Stage 3 and 4	<ul style="list-style-type: none"> <li>I am secure in performing with accuracy, fluency and tempo all of the time</li> <li>I am starting to add more advanced music skills into my performances e.g. adding a bass line, expression</li> <li>I fully understand how to improve my own and others' work</li> </ul>	<ul style="list-style-type: none"> <li>I am secure in identifying the correct key features, emotions etc. of this piece of music</li> </ul>	<ul style="list-style-type: none"> <li>I am secure in composing using music technology and elements of music to create music that is stimulating &amp; at a high level</li> </ul>
Oakwood Learning Stage 5 and 6	<ul style="list-style-type: none"> <li>I can perform at a consistently advanced level in all aspects of performance - accuracy, fluency and tempo</li> <li>I can perform confidently to a wider audience e.g. school assemblies</li> <li>I can offer unique insights into how to improve my own and others' work</li> </ul>	<ul style="list-style-type: none"> <li>I can fully articulate and offer advanced insights and opinions into all aspects of this piece of music</li> </ul>	<ul style="list-style-type: none"> <li>I can use advanced composition and music production techniques to create a piece of music that is at an exceptional and inspiring level</li> </ul>